



BALANCE SHEET STATEMENT OF NDMC AS ON 31st MARCH 2014

Account Code	Head of Account	Sch. No	Total for: 31-Mar-2014 (Rs)	Total for: 01-Apr-2013 (Rs)
	LIABILITIES			
	Reserves and Surplus			
310	MUNICIPAL (GENERAL) FUND	B-1	69,07,55,68,573.47	64,25,19,97,005.80
311	EARMARKED FUNDS	B-2	39,43,872.00	39,43,872.00
312	RESERVES	B-3	16,79,435.00	16,79,435.00
	Total		69,07,33,04,136.47	64,24,97,32,568.80
	Grants Contributions for Specific Purposes			
320	GRANTS CONTRIBUTIONS FOR SPECIFIC PURPOSES	B-4	1,29,93,49,329.90	1,22,42,73,430.90
	Total		1,29,93,49,329.90	1,22,42,73,430.90
	Loans			
330	SECURED LOANS	B-5	-	-
331	UNSECURED LOANS	B-6	-	-
	Total		-	-
	Current Liabilities and Provisions			
340	DEPOSITS RECEIVED	B-7	1,82,16,64,668.26	1,66,83,22,535.26
341	DEPOSIT WORKS	B-8	92,36,95,488.54	61,35,00,685.73
350	OTHER LIABILITIES (SUNDRY CREDITORS)	B-9	-24,78,20,303.34	49,16,92,653.06
360	PROVISIONS	B-10	26,42,57,521.00	26,42,57,521.00
	Total		2,76,17,97,374.46	3,03,77,73,395.05
	Total LIABILITIES		73,13,44,50,840.83	68,51,17,79,394.75


BALANCE SHEET STATEMENT OF NDMC AS ON 31st MARCH 2014


Account Code	Head of Account	Sch. No	Total for: 31-Mar-2014 (Rs)	Total for: 01-Apr-2013 (Rs)
	ASSETS			
	Fixed Assets			
410	GROSS BLOCK	B-11	2,92,16,76,543.80	2,77,50,71,915.00
411	LESS: ACCUMULATED DEPRECIATION	B-11a	-72,14,26,505.78	-59,31,57,817.78
412	CAPITAL WORK IN PROGRESS	B-11b	18,21,40,77,574.78	16,63,48,97,805.52
	Total		20,41,43,27,612.80	18,81,68,11,902.74
	Investments			
420	INVESTMENTS-GENERAL FUND	B-12	39,30,24,04,197.10	37,33,05,87,320.10
421	INVESTMENTS-OTHER FUNDS	B-13	88,16,872.00	88,16,872.00
	Total		39,31,12,21,069.10	37,33,94,04,192.10
	Current Assets Loans and Advances			
430	STOCK IN HAND (INVENTORIES)	B-14	20,72,62,178.21	23,07,90,048.98
431	SUNDRY DEBTORS (RECEIVABLES)	B-15	24,01,80,21,291.79	23,00,14,67,801.88
432	LESS: ACCUMULATED PROVISIONS AGAINST DOUBTFUL RECEIVABLES	B-15a	-15,27,21,57,405.75	-14,95,92,61,032.00
440	PREPAID EXPENSES	B-16	-	-
450	CASH AND BANK BALANCES	B-17	1,43,19,05,937.26	1,73,43,79,339.33
460	LOANS ADVANCES AND DEPOSITS	B-18	90,77,15,754.42	45,27,40,234.36
461	ACCUMULATED PROVISION AGAINST LOANS	B-18a	-	-
	Total		11,29,27,47,755.93	10,46,01,16,392.55
	Others			
470	OTHER ASSETS	B-19	38,31,63,250.04	30,04,65,740.28
480	MISCELLANEOUS EXPENDITURE (TO THE EXTENT NOT WRITTEN OFF)	B-20	-	-
490	CAPITAL EXPENDITURE FROM FUND	B-21	1,73,29,91,152.96	1,59,49,81,167.08
	Total		2,11,61,54,403.00	1,89,54,46,907.36
	Total ASSETS		73,13,44,50,840.83	68,51,17,79,394.75



A.A.O.



A.O.(ABAS)

(vacant)
Jt.CAO-II


Consultant(A/R)


Director(Accounts)
N.D.M.C.


Financial Advisor
N.D.M.C.


CHAIRPERSON
NDMC